

Manufacturing Business of

Animal Feed

(Cattle, Poultry Broiler, Pig & Fish Feed)

**Opportunities in
Livestock Feed Industry**





Business Plan for Starting

Animal Feed Production

(Cattle, Poultry Broiler, Pig & Fish Feed)

**Rising Demand of
Livestock Feed Business**

Lucrative Production
Business of

Animal Feed

(Cattle, Poultry Broiler, Pig & Fish Feed)

Rising Demand of Livestock Feed





Setup a Manufacturing Unit of Animal Feed

Animal Feed

(Cattle, Poultry Broiler, Pig & Fish Feed)

Farm Animal Feed Production Industry

Introduction

Animal feed or animal fodder, as defined by the Food and Agriculture Organization of the United Nations (FAO), are commodities fed to livestock animals, such as cattle, sheep, pigs, goats, chickens and horses, either during the growing phase or when they are being raised to produce meat or other animal products. In simpler terms, animal feed can be said to be any food given to animals to help them grow and develop.

Animal feeds are classified as follows: concentrates, high in energy value, including fat, cereal grains and their by-products (barley, corn, oats, rye, wheat), high-protein oil meals or cakes (soybean, canola, cottonseed, peanut [groundnut]), and by-products from processing of sugar beets, sugarcane, animals, and fish, and roughages, including pasture grasses, hays, silage, root crops, straw, and stover (cornstalks). Animal feed is any kind of food given to domestic animals.

It most commonly refers to fodder used for livestock, but there are also feeds for pets. Materials that are part of animal nutrition can also be called feed by analogy with human food; these include milk produced in lactation and eggs laid by birds. While animals need nutrients from food that they cannot synthesize themselves, feeds have also been created to provide specific nutrients.

Uses of Animal feed

Animal feed is an agricultural food product used in animal husbandry. It includes fodder and forage (such as hay, silage or fresh corn), fibers (such as straw or husks), and also concentrates like soybean meal or commercial feeds. Animal feed is used by livestock owners to maintain their animals through feeding, either to provide nutrition for growth or to put on weight before sale; alternatively it can be fed to wild animals kept in zoos or safari parks where natural food is not available.

There are two primary classes of feed: roughages and concentrates. Roughages include hay, straw, silage, compressed fodder and grazing crops raised by self-cultivation that do not require further processing with tools such as chopping/mowing equipment.



Market Outlook

The animal feed market is projected to grow at a CAGR of 4.90% to reach US\$460.322 billion by 2026, from US\$345.434 billion in 2020. Animal feeds are referred to as those products which are responsible for improving animals' health. The feed is given in various doses depending on the animal.

Rapid urbanization and growing consumption of meat and other end products such as milk and eggs across different regions are driving the animal feed market growth opportunities during the forecast period. The feed helps in enhancing the animal's abilities by providing enriched nutrients along with the feedstuff, accelerating growth and weight gain, and developing immunity.

Outbursts of diseases in animals are a major factor contributing to the increasing adoption of animal feed as it enhances the health of the animals and in proper regulation of the food chain. High growth in the animal feed market is aided by the growth strategies of major players in the form of expansions and investments, which also helps in enhancing the product portfolio and reaching out to new target markets.

Furthermore, the growing livestock population along with the shift from unorganized livestock farming to the organized sector is further expected to propel the market growth opportunities in the coming years. However, the high price volatility of raw materials is expected to hinder the growth of the market during the forecast period.

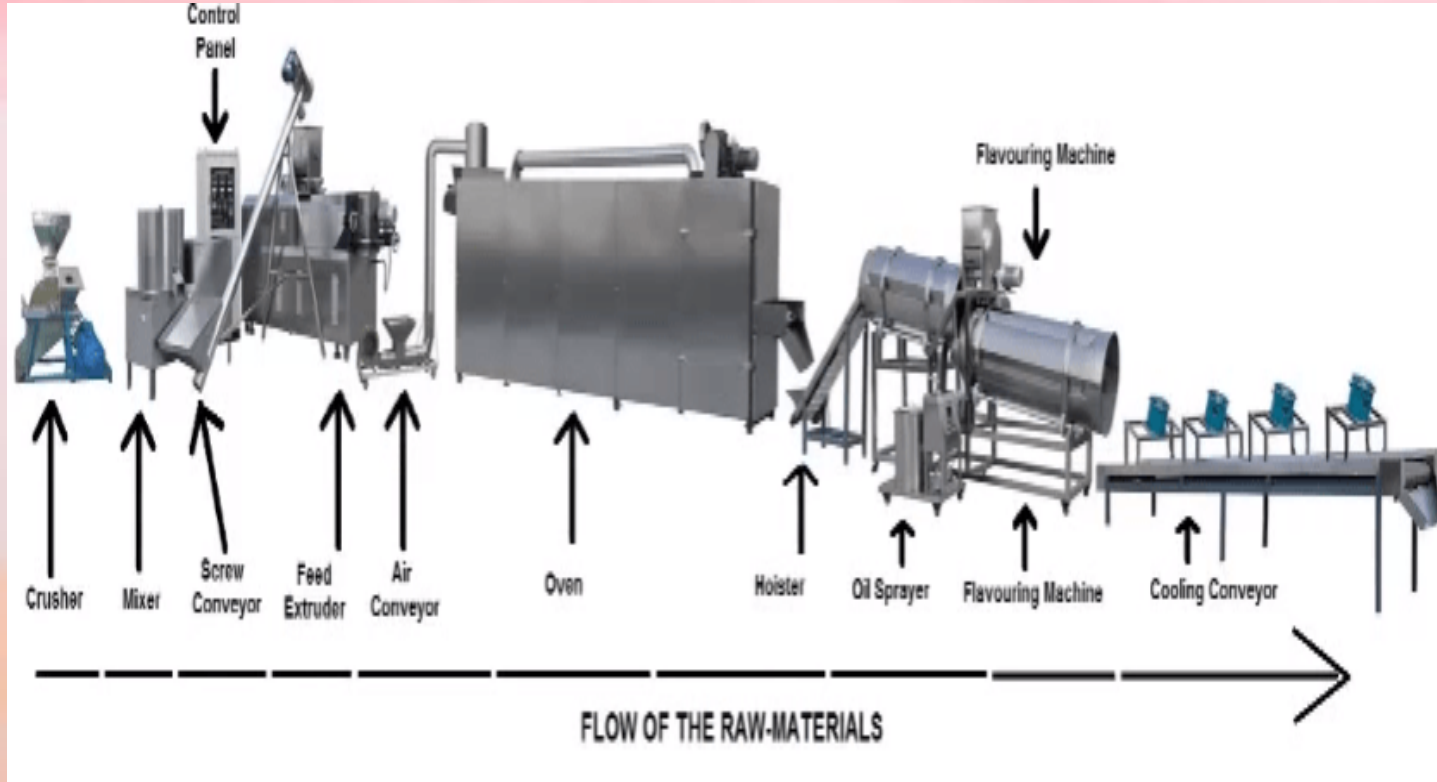
Key Players

- **Suguna Foods Private Limited**
- **Japfa Comfeeds India Pvt. Ltd.**
- **Venkateshwara Hatcheries Pvt. Ltd.**
- **Anmol Feeds Pvt. Ltd.**
- **Godrej Agrovvet Limited (GAVL)**
- **SKM Animal Feeds and Foods (India) Ltd.**

Machinery Photographs



Batching and Mixing



Cooling and Crushing Machine

The background of the slide is a photograph of several black and white cows in a feedlot. They are gathered around a long trough filled with brown feed, and they appear to be eating. The scene is brightly lit, suggesting an outdoor or well-lit indoor environment.

Project at a Glance

COST OF PROJECT				MEANS OF FINANCE			
Particulars	Existing	Proposed	Total	Particulars	Existing	Proposed	Total
Land & Site Development Exp.	0.00	20.00	20.00	Capital	0.00	372.10	372.10
Buildings	0.00	1147.50	1147.50	Share Premium	0.00	0.00	0.00
Plant & Machineries	0.00	159.69	159.69	Other Type Share Capital	0.00	0.00	0.00
Motor Vehicles	0.00	12.00	12.00	Reserves & Surplus	0.00	0.00	0.00
Office Automation Equipments	0.00	49.00	49.00	Cash Subsidy	0.00	0.00	0.00
Technical Knowhow Fees & Exp.	0.00	20.00	20.00	Internal Cash Accruals	0.00	0.00	0.00
Franchise & Other Deposits	0.00	0.00	0.00	Long/Medium Term Borrowings	0.00	1116.31	1116.31
Preliminary & Pre-operative Exp	0.00	5.00	5.00	Debentures / Bonds	0.00	0.00	0.00
Provision for Contingencies	0.00	14.50	14.50	Unsecured Loans/Deposits	0.00	0.00	0.00
Margin Money - Working Capital	0.00	60.72	60.72				
TOTAL	0.00	1488.41	1488.41	TOTAL	0.00	1488.41	1488.41

Year	Annualised		Book Value	Debt	Dividend	Retained Earnings		Payout	Probable Market Price	P/E Ratio	Yield Price/ Book Value
	EPS	CEPS				Per Share	Per Share				
										No.of Times	
						%		%			%
1-2	5.06	9.09	15.06	24.00	0.00	100.00	5.06	0.00	5.06	1.00	0.00
2-3	7.68	11.27	22.73	18.00	0.00	100.00	7.68	0.00	7.68	1.00	0.00
3-4	10.24	13.44	32.97	12.00	0.00	100.00	10.24	0.00	10.24	1.00	0.00
4-5	12.71	15.58	45.69	6.00	0.00	100.00	12.71	0.00	12.71	1.00	0.00
5-6	15.10	17.66	60.78	0.00	0.00	100.00	15.10	0.00	15.10	1.00	0.00

Year	D. S. C. R.			Debt / - Deposit s Debt	Equity as- Equity	Total Net Worth	Return on Net Worth	Profitability Ratio					Assets Turnover Ratio	Current Ratio
	Individual	Cumulati ve	Overall					GPM	PBT	PAT	Net Contrib ution	P/V Ratio		
	(Number of times)			(Number of times)		%	%	%	%	%	%			
Initial				3.00	3.00									
1-2	1.35	1.35		1.59	1.59	2.13		16.13%	10.49%	6.86%	1022.73	37.30 %	1.58	0.91
2-3	1.64	1.49		0.79	0.79	1.20		18.30%	13.93%	8.93%	1192.47	37.28 %	1.73	1.26
3-4	1.98	1.64	1.98	0.36	0.36	0.69		19.78%	16.39%	10.42%	1362.80	37.28 %	1.78	1.69
4-5	2.37	1.81		0.13	0.13	0.39		20.80%	18.16%	11.50%	1533.14	37.28 %	1.75	2.17
5-6	2.83	1.98		0.00	0.00	0.22		21.48%	19.43%	12.29%	1703.47	37.28 %	1.67	3.93

BEP**BEP - Maximum Utilisation Year****5****Cash BEP (% of Installed Capacity)****42.27%****Total BEP (% of Installed Capacity)****47.86%****IRR, PAYBACK and FACR****Internal Rate of Return .. (In %age)****23.89%****Payback Period of the Project is (In Years)****2 Years 4 Months****Fixed Assets Coverage Ratio (No. of times)****5.316**

Major Queries/Questions Answered in the Report?

- 1. What is Animal Feed (Cattle, Poultry Broiler, Pig & Fish Feed) Manufacturing industry ?**
- 2. How has the Animal Feed (Cattle, Poultry Broiler, Pig & Fish Feed) Manufacturing industry performed so far and how will it perform in the coming years ?**
- 3. What is the Project Feasibility of Animal Feed (Cattle, Poultry Broiler, Pig & Fish Feed) Manufacturing Plant ?**
- 4. What are the requirements of Working Capital for setting up Animal Feed (Cattle, Poultry Broiler, Pig & Fish Feed) Manufacturing plant ?**

- 5. What is the structure of the Animal Feed (Cattle, Poultry Broiler, Pig & Fish Feed) Manufacturing Business and who are the key/major players ?**
- 6. What is the total project cost for setting up Animal Feed (Cattle, Poultry Broiler, Pig & Fish Feed) Manufacturing Business?**
- 7. What are the operating costs for setting up Animal Feed (Cattle, Poultry Broiler, Pig & Fish Feed) Manufacturing plant ?**
- 8. What are the machinery and equipment requirements for setting up Animal Feed (Cattle, Poultry Broiler, Pig & Fish Feed) Manufacturing plant ?**

9. Who are the Suppliers and Manufacturers of Plant & Machinery for setting up Animal Feed (Cattle, Poultry Broiler, Pig & Fish Feed) Manufacturing plant ?

10. What are the requirements of raw material for setting up Animal Feed (Cattle, Poultry Broiler, Pig & Fish Feed) Manufacturing plant ?

11. Who are the Suppliers and Manufacturers of Raw materials for setting up Animal Feed (Cattle, Poultry Broiler, Pig & Fish Feed) Manufacturing Business?

12. What is the Manufacturing Process of Animal Feed (Cattle, Poultry Broiler, Pig & Fish Feed) ?

13. What is the total size of land required for setting up Animal Feed (Cattle, Poultry Broiler, Pig & Fish Feed) Manufacturing plant ?

14. What will be the income and expenditures for Animal Feed (Cattle, Poultry Broiler, Pig & Fish Feed) Manufacturing Business?

15. What are the Projected Balance Sheets of Animal Feed (Cattle, Poultry Broiler, Pig & Fish Feed) Manufacturing plant ?

16. What are the requirement of utilities and overheads for setting up Animal Feed (Cattle, Poultry Broiler, Pig & Fish Feed) Manufacturing plant?

17. What is the Built up Area Requirement and cost for setting up Animal Feed (Cattle, Poultry Broiler, Pig & Fish Feed) Manufacturing Business?

18. What are the Personnel (Manpower) Requirements for setting up Animal Feed (Cattle, Poultry Broiler, Pig & Fish Feed) Manufacturing Business?

19. What are Statistics of Import & Export for Animal Feed (Cattle, Poultry Broiler, Pig & Fish Feed)?

20. What is the time required to break-even of Animal Feed (Cattle, Poultry Broiler, Pig & Fish Feed) Manufacturing Business?

21. What is the Break-Even Analysis of Animal Feed (Cattle, Poultry Broiler, Pig & Fish Feed) Manufacturing plant?

22. What are the Project financials of Animal Feed (Cattle, Poultry Broiler, Pig & Fish Feed) Manufacturing Business?

23. What are the Profitability Ratios of Animal Feed (Cattle, Poultry Broiler, Pig & Fish Feed) Manufacturing Project?

24. What is the Sensitivity Analysis-Price/Volume of Animal Feed (Cattle, Poultry Broiler, Pig & Fish Feed) Manufacturing plant?

25. What are the Projected Pay-Back Period and IRR of Animal Feed (Cattle, Poultry Broiler, Pig & Fish Feed)Manufacturing plant?

26. What is the Process Flow Sheet Diagram Of Animal Feed (Cattle, Poultry Broiler, Pig & Fish Feed)Manufacturing project?

27. What are the Market Opportunities for setting up Animal Feed (Cattle, Poultry Broiler, Pig & Fish Feed)Manufacturing plant?

28. What is the Market Study and Assessment for setting up Animal Feed (Cattle, Poultry Broiler, Pig & Fish Feed)Manufacturing Business?

The background of the slide features a collage of farm-related images. On the left is a large white bag of 'КОМБИКОРМ' (Compound Feed) for 'СВИН' (Pigs), with a green label and a pig illustration. On the right, there is a black and white cow, a pink piglet, a brown hen, and a small chick. The text 'Table of Contents of the Project Report' is overlaid in a large, bold, pink font with a yellow glow and a reflection effect.

Table of Contents of the Project Report

1. PROJECT LOCATION

▪ COUNTRY PROFILE & GEOTECHNICAL SITE CHARACTERIZATION

- ***General***
- ***History***
- ***Languages***
- ***Climate***
- ***Geography***
- ***Population***
- ***Map***
- ***Economy, Agriculture and Food Security***
- ***Water Resources***

- ***Natural Resources***
- ***Financial Sector***
- ***Ennergy***
- ***Telecommunication Systems***
- ***Tourism***
- ***Transportation***

■ **FISH FEED**

- **INTRODUCTION**
- **TYPE OF FISH FEED**
 - ***Dry Feed***
 - ***Non-dry Feeds***

▪ **TYPES OF DRY FEED**

- *Pellet Feed*
- *Floating Feeds*
- *Sinking Feeds*
- *Flake Feed*
- *Powdered Feed*
- *Microencapsulated Feed*
- *Microbound Diet*
- *Micro-Coated Diet*

▪ **CHARACTERISTICS OF FISH FEED**

2. POULTRY BROILER FEED

- **INTRODUCTION**
- **DETAILS OF POULTRY BROILER FEED**
 - *Types of Feed*
 - *Types of Polutry Feed*

3. CATTLE FEED

- **INTRODUCTION**
- **FEEDING OF DAIRY CATTLE**
- **NUTRIENTS AND THEIR ROLE IN ANIMAL NUTRITION**

4. PIG FEED

- **INTRODUCTION**
- **USES OF FEED**

- **BENEFITS OF PIG FEED PELLETS**

- **DIFFERENT KINDS OF PIG FEED**

- *Commercial Feeds*
- *Corn or Soybean*
- *Outdated Milk*
- *Sweet Potato Vines*
- *Greens and Nuts*

- **FEED NUTRIENTS**

5. B.I.S. SPECIFICATIONS

- **IS 7472: 1986 (REAFFIRMED YEAR: 2021) PIG FEEDS**
- **IS 4307: 1983 (REAFFIRMED YEAR: 2019) FISH MEAL AS LIVESTOCK FEED INGREDIENT**

- **IS 4018: 1967 BROILER FEEDS (INCORPORATED IN IS 1374)**
- **IS 2052: 2009 (REAFFIRMED YEAR: 2014) COMPOUNDED FEEDS FOR CATTLE**
- **IS 1374: 2007 (REAFFIRMED YEAR: 2021) POULTRY FEEDS**

6. MARKET SURVEY

▪ FISH FEED

- *Key Market Trends*
- *Market Segmentation*
- *Major Players*

▪ **POULTRY BROILER FEED**

- *Key Market Trends*
- *Poultry Feed Market Segments*
- *Key Market Players*

▪ **CATTLE FEED**

- *Market Dynamics*
- *Key Market Segments*
- *Key Market Players*

▪ **PIG FEED**

- *Feed Market Segmentation*
- *Market Drivers*
- *Key Market Segments*

- ***Key Market Players***

7. EXPORT & IMPORT: ALL COUNTRIES

▪ EXPORT: ALL COUNTRIES

- ***Compounded Animal Feed***
- ***Concentrated for Compound Animal Feed***

▪ IMPORT: ALL COUNTRIES

- ***Compounded Animal Feed***
- ***Concentrated for Compound Animal Feed***

8. FINANCIALS & COMPARISON OF MAJOR INDIAN PLAYERS/COMPANIES

- **ABOUT FINANCIAL STATEMENTS OF CMIE DATABASE**
- **PROFITS & APPROPRIATIONS**

- **TOTAL LIABILITIES**
- **TOTAL ASSETS**
- **NET CASH FLOW FROM OPERATING ACTIVITIES**
- **SECTION – I**
 - *Name of Company with Contact Details*
 - *Name of Director(S)*
 - *Credit Ratings*
 - *Plant Capacity*
 - *Location of Plant*
 - *Name of Raw Material(S) Consumed With Quantity & Cost*

▪ **SECTION – II**

- ***Assets***
- ***Cash Flow***
- ***Cost as % of Sales***
- ***Forex Transaction***
- ***Growth in Assets & Liabilities***
- ***Growth in Income & Expenditure***
- ***Income & Expenditure***
- ***Liabilities***
- ***Liquidity Ratios***
- ***Profitability Ratio***
- ***Profits***

- *Return Ratios*
- *Structure of Assets & Liabilities (%)*
- *Working Capital & Turnover Ratios*

9. COMPANY PROFILE OF MAJOR PLAYERS

10. EXPORT & IMPORT STATISTICS OF INDIA

- **EXPORT STATISTICS OF CATTLE FEED**
- **IMPORT STATISTICS OF CATTLE FEED**
- **EXPORT STATISTICS OF POULTRY BROILER FEED**
- **IMPORT STATISTICS OF POULTRY BROILER FEED**
- **EXPORT STATISTICS OF FISH FEED**
- **IMPORT STATISTICS OF FISH FEED**

11.PRESENT MANUFACTURERS

12.FISH FEED PROCESS DETAILS

▪ NUTRITIONAL REQUIREMENT FOR SUPPLEMENTAL FISH FEED

- ***Protein and Amino Acids***
- ***Carbohydrates***
- ***Lipids (Fats)***
- ***Vitamins***
- ***Minerals***
- ***Ash***
- ***Pigments***
- ***Binding Agents***

▪ **THE NUTRITIONAL IMPORTANCE OF INGREDIENTS USED**

- ***Soybean Meal***
- ***Milk Powder***
- ***Egg***
- ***Corn Flour***
- ***Cod Liver Oil***
- ***Agar Powder***
- ***Vitamin Mixture***
- ***Turmeric Powder (Curcuma Longa)***
- ***Garlic Paste***
- ***Pepper Powder***
- ***Cumin Powder (Cuminumcyminum)***

- **NUTRIENT COMPOSITION OF FEED INGREDIENTS**
- **SPECIFICATION OF TYPES OF FEED**
 - *Shape and Size of Feed*
 - *Feed Ingredients Available Locally*
 - *Typical Formulation for Common Carp and Tilapia Fishes*
- **DIET FORMULATION WITH LOCALLY AVAILABLE INGREDIENTS**
 - *For Fry with Locally Available Ingredients*
 - *For Fingerlings with Locally Available Ingredients*
 - *For Juveniles/Adults with Locally Available Ingredients*

- **SPECIFICATIONS OF RAW MATERIAL**

- *Fish Feed*
- *Fish Feed Formulation*

- **MANUFACTURING PROCESS**

- *Raw Material Receiving and Cleaning*
- *Automatic Weighing & Packaging*

- **PROCESS FLOW DIAGRAM**

- **FLOATING FISH FEED**

- *Raw Materials for Fish Feed*
- *Advantages Over Wet Fish Feed Machine*
- *Advantages of Dry Fish Feed Machine*

- **FEED QUALITY**

13. POULTRY FEED PROCESS DETAILS

- **VITAMIN NUTRITION FOR POULTRY FEED**

- *Vitamin Requirements for Chickens and Turkeys*
- *Micro-Ingredient Premixing*

- **GUIDELINES FOR FEED FORMULATION**

- *Premix*
- *Supplement*

- **MANUFACTURING PROCESS OF FEED FORMULATION**

- **FEED PROCESSING FLOW DIAGRAM**

- **FLOW DIAGRAM OF FEED FORMULATION**

14.CATTLE FEED PROCESS DETAILS

- **THUMB RULES OF FEEDING CATTLE AND BUFFALOES**
- **FEEDING PRACTICES AND THE USE OF COMPOUND FEED**
- **RAW MATERIAL & ITS CLASSIFICATION**
- **COMPOSITION OF COMMONLY USED FEEDS AND FODDERS**
- **MANUFACTURING PROCESS**
 - *Formulation*
 - *Reception*
 - *Storage of Raw Materials*
 - *Advantages of Pelletins*
 - *Packing and Forwarding of Feeds*
 - *Advantages of Packing*

- **PROCESS FLOW DIAGRAM**

15.PIG FEED PROCESS DETAILS

- **FEED INGREDIENTS**

- **FEED DESIGN**

- *Growing Pig Feed Formula*

- *Finishing Pig Feed Formula*

- *Another Ingredients*

- *Common Formulas for Pig Feed Pellets Producing*

- **MANUFACTURING PROCESS**

- *Formulation*

- *Raw Feed Stock Moisture Control*

- ***The Crushing and Mixing of Pig Feed***
- ***Making Pig Feed Pellets (Pelletizing)***
- ***Feed Pellets Cooling and Packaging***

▪ **PROCESS FLOW DIAGRAM**

16.ENVIRONMENT POLLUTION AND EFFLUENT TREATMENT

17.BUYER'S LIST

- **CONTACT DETAILS OF BUYER'S**
- **NAME OF DIRECTOR(S)**
- **CREDIT RATINGS**
- **PLANT CAPACITY**
- **LOCATION OF PLANT**

- **COMPANY WISE CONSUMPTION DETAIL OF THE RAW MATERIALS**

18.SUPPLIERS OF RAW MATERIAL

19.SUPPLIERS OF PLANT & MACHINERY

20.PHOTOGRAPHS/IMAGES FOR REFERENCE

- **PRODUCT PHOTOGRAPHS**
- **MACHINERY PHOTOGRAPHS**
- **RAW MATERIAL PHOTOGRAPHS**

21.PLANT LAYOUT

Project Financials

- **Project at a Glance** **Annexure**

- **Assumptions for Profitability workings1**
- **Plant Economics.....2**
- **Production Schedule.....3**
- **Land & Building.....4**
 - Factory Land & Building**
 - Site Development Expenses**

- **Plant & Machinery.....5**
 - Indigenous Machineries**
 - Other Machineries (Miscellaneous, Laboratory etc.)**
- **Other Fixed Assets.....6**
 - Furniture & Fixtures**
 - Pre-operative and Preliminary Expenses**
 - Technical Knowhow**
 - Provision of Contingencies**
- **Working Capital Requirement Per Month.....7**
 - Raw Material**
 - Packing Material**
 - Lab & ETP Chemical Cost**
 - Consumable Store**

- **Overheads Required Per Month and Per Annum.....8**
 - Utilities & Overheads (Power, Water and Fuel Expenses etc.)**
 - Royalty and Other Charges**
 - Selling and Distribution Expenses**
- **Salary and Wages9**
- **Turnover Per Annum10**
- **Share Capital.....11**
 - Equity Capital**
 - Preference Share Capital**

□ Annexure 1 :: Cost of Project and Means of Finance

□ Annexure 2 :: Profitability and Net Cash Accruals

- Revenue/Income/Realisation**
- Expenses/Cost of Products/Services/Items**
- Gross Profit**
- Financial Charges**
- Total Cost of Sales**
- Net Profit After Taxes**
- Net Cash Accruals**

□ **Annexure 3 :: Assessment of Working Capital requirements**

- **Current Assets**
- **Gross Working Capital**
- **Current Liabilities**
- **Net Working Capital**
- **Working Note for Calculation of Work-in-process**

□ **Annexure 4 :: Sources and Disposition of Funds**

□ **Annexure 5 :: Projected Balance Sheets**

- **ROI (Average of Fixed Assets)**
- **RONW (Average of Share Capital)**
- **ROI (Average of Total Assets)**

□ **Annexure 6 :: Profitability Ratios**

- **D.S.C.R**
- **Earnings Per Share (EPS)**
- **Debt Equity Ratio**

□ Annexure 7 :: Break-Even Analysis

- Variable Cost & Expenses
- Semi-Variable/Semi-Fixed Expenses
- Profit Volume Ratio (PVR)
- Fixed Expenses / Cost
- B.E.P

□ Annexure 8 to 11 :: Sensitivity Analysis-Price/Volume

- **Resultant N.P.B.T**
- **Resultant D.S.C.R**
- **Resultant PV Ratio**
- **Resultant DER**
- **Resultant ROI**
- **Resultant BEP**

❑ **Annexure 12 :: Shareholding Pattern and Stake Status**

- **Equity Capital**
- **Preference Share Capital**

❑ **Annexure 13 :: Quantitative Details-Output/Sales/Stocks**

- **Determined Capacity P.A of Products/Services**
- **Achievable Efficiency/Yield % of Products/Services/Items**
- **Net Usable Load/Capacity of Products/Services/Items**
- **Expected Sales/ Revenue/ Income of Products/ Services/ Items**

- Annexure 14 :: Product wise Domestic Sales Realisation**
- Annexure 15 :: Total Raw Material Cost**
- Annexure 16 :: Raw Material Cost per unit**
- Annexure 17 :: Total Lab & ETP Chemical Cost**
- Annexure 18 :: Consumables, Store etc.**
- Annexure 19 :: Packing Material Cost**
- Annexure 20 :: Packing Material Cost Per Unit**

- Annexure 21 :: Employees Expenses**
- Annexure 22 :: Fuel Expenses**
- Annexure 23 :: Power/Electricity Expenses**
- Annexure 24 :: Royalty & Other Charges**
- Annexure 25 :: Repairs & Maintenance Expenses**
- Annexure 26 :: Other Manufacturing Expenses**
- Annexure 27 :: Administration Expenses**
- Annexure 28 :: Selling Expenses**

- Annexure 29 :: Depreciation Charges – as per Books (Total)**
- Annexure 30 :: Depreciation Charges – as per Books (P & M)**
- Annexure 31 :: Depreciation Charges - as per IT Act WDV (Total)**
- Annexure 32 :: Depreciation Charges - as per IT Act WDV(P & M)**
- Annexure 33 :: Interest and Repayment - Term Loans**
- Annexure 34 :: Tax on Profits**
- Annexure 35 :: Projected Pay-Back Period and IRR**

Reasons for Buying Our Report



- ✓ **This report helps you to identify a profitable project for investing or diversifying into by throwing light to crucial areas like industry size, market potential of the product and reasons for investing in the product**
- ✓ **This report provides vital information on the product like it's characteristics and segmentation**
- ✓ **This report helps you market and place the product correctly by identifying the target customer group of the product**

- ✓ **This report helps you understand the viability of the project by disclosing details like machinery required, project costs and snapshot of other project financials**
- ✓ **The report provides a glimpse of government regulations applicable on the industry**
- ✓ **The report provides forecasts of key parameters which helps anticipate the industry performance and make sound business decisions**

Our

Approach

- **Our research reports broadly cover Indian markets, present analysis, outlook and forecast for a period of five years.**
- **The market forecasts are developed on the basis of secondary research and are cross-validated through interactions with the industry players**
- **We use reliable sources of information and databases. And information from such sources is processed by us and included in the report**

Scope of the Report

The report titled “Market Survey cum Detailed Techno Economic Feasibility Report on Animal Feed (Cattle, Poultry Broiler, Pig & Fish Feed).” provides an insight into Animal Feed (Cattle, Poultry Broiler, Pig & Fish Feed)market in India with focus on uses and applications, Manufacturing Process, Process Flow Sheets, Plant Layout and Project Financials of Animal Feed (Cattle, Poultry Broiler, Pig & Fish Feed)project. The report assesses the market sizing and growth of the Indian Animal Feed (Cattle, Poultry Broiler, Pig & Fish Feed)Industry. While expanding a current business or while venturing into new business, entrepreneurs are often faced with the dilemma of zeroing in on a suitable product/line. And before diversifying/venturing into any product, they wish to study the following aspects of the identified product:

- **Good Present/Future Demand**
- **Export-Import Market Potential**
- **Raw Material & Manpower Availability**
- **Project Costs and Payback Period**

We at NPCS, through our reliable expertise in the project consultancy and market research field, have demystified the situation by putting forward the emerging business opportunity in the Animal Feed (Cattle, Poultry Broiler, Pig & Fish Feed) sector in India along with its business prospects. Through this report we have identified Animal Feed (Cattle, Poultry Broiler, Pig & Fish Feed) project as a lucrative investment avenue.

Tags

#DetailedProjectReport **#BusinessIdeas**

#StartupBusinessIdea

#EntrepreneurIndia

#NPCSProjects

#BusinessConsultant

#ProjectReport

#Startup

#BusinessOpportunity

#BusinessPlan

#Business

#AnimalFeed

#LivestockFarming

#LivestockFeed

#LivestockIndustry

#LivestockBusiness

Niir Project Consultancy Services (NPCS)
can provide Detailed Project Report on
Animal Feed (Cattle, Poultry Broiler, Pig & Fish
Feed)



See more

Project Reports & Profiles

BOOKS

Market Research Report



Visit us at



www.entrepreneurindia.co



www.niir.org

www.niir.org

www.entrepreneurindia.co



Start a Business in Africa, [Click Here](#)



Start a Business in India, [Click Here](#)



Start a Business in Middle East, [Click Here](#)



Start a Business in Asia, [Click Here](#)



Start a Business in Potential Countries for Doing Business, [Click Here](#)



Best Industry for Doing Business, [Click Here](#)



Business Ideas with Low, Medium & High Investment, [Click Here](#)

Looking for Most Demandable Business Ideas for Startups, [Click Here](#)

OUR

OUR

CLIENTS

CLIENTS



Our inexhaustible Client list includes public-sector companies, Corporate Houses, Government undertaking, individual entrepreneurs, NRI, Foreign investors, non-profit organizations and educational institutions from all parts of the World. The list is just a glimpse of our esteemed & satisfied Clients.

[Click here to take a look](#)



Select and Choose the Right Business Startup for You (Instant Online Project Identification and Selection)

Finding the right startup business is one of the most popular subject today. Starting a business is no easy endeavor, but the time, effort, and challenges can be worth it if you succeed. To give yourself the best chance to be successful, take your time to carefully find the right business for you. We, at NPCS, endeavor to make business selection a simple and convenient step for any entrepreneur/startup. Our expert team, by capitalizing on its dexterity and decade's long experience in the field, has created a list of profitable ventures for entrepreneurs who wish to diversify or venture. The list so mentioned is updated regularly to give you a regular dose of new emerging opportunities.

Visit: <https://www.entrepreneurindia.co/project-identification>

Download Complete List of Project Reports:

Detailed Project Reports

Visit:- <https://www.entrepreneurindia.co/complete-project-list>

NPCS is manned by engineers, planners, specialists, financial experts, economic analysts and design specialists with extensive experience in the related industries.

Our Market Survey cum Detailed Techno Economic Feasibility Report provides an insight of market in India. The report assesses the market sizing and growth of the Industry. While expanding a current business or while venturing into new business, entrepreneurs are often faced with the dilemma of zeroing in on a suitable product/line.

And before diversifying/venturing into any product, they wish to study the following aspects of the identified product:

- ❑ Good Present/Future Demand**
- ❑ Export-Import Market Potential**
- ❑ Raw Material & Manpower Availability**
- ❑ Project Costs and Payback Period**

The detailed project report covers all aspect of business, from analyzing the market, confirming availability of various necessities such as Manufacturing Plant, Detailed Project Report, Profile, Business Plan, Industry Trends, Market Research, Survey, Manufacturing Process, Machinery, Raw Materials, Feasibility Study, Investment Opportunities, Cost and Revenue, Plant Economics, Production Schedule,

Working Capital Requirement, uses and applications, Plant Layout, Project Financials, Process Flow Sheet, Cost of Project, Projected Balance Sheets, Profitability Ratios, Break Even Analysis. The DPR (Detailed Project Report) is formulated by highly accomplished and experienced consultants and the market research and analysis are supported by a panel of experts and digitalized data bank.

We at NPCS, through our reliable expertise in the project consultancy and market research field, have demystified the situation by putting forward the emerging business opportunity in India along with its business prospects.....[Read more](#)



NIIR PROJECT CONSULTANCY SERVICES

**106-E, Kamla Nagar, Opp. Mall ST,
New Delhi-110007, India.**

Email: npcs.ei@gmail.com , info@entrepreneurindia.co

Tel: +91-11-23843955, 23845654, 23845886

Mobile: +91-9097075054, 8800733955

Fax: +91-11-23845886

Website : www.entrepreneurindia.co, www.niir.org

Take a look at *NIIR PROJECT CONSULTANCY SERVICES* on #StreetView
[google-street-view](#)



NIIR PROJECT CONSULTANCY SERVICES

AN ISO 9001 : 2015 CERTIFIED COMPANY

www.niir.org

Entrepreneur India

www.entrepreneurindia.co

Who are we?

A trusted and leading name in the industry, we have been putting forth exceptionally integrated and comprehensive technical consultancy services. We believe that project consultancy serves as a critical element for the success of your projects. Moreover, we keep in mind that no client is the same and nor are the requirements. Therefore, we ensure uniqueness in every service you avail from us.

- **One of the leading reliable names in industrial world for providing the most comprehensive technical consulting services**
- **We adopt a systematic approach to provide the strong fundamental support needed for the effective delivery of services to our Clients' in India & abroad**



We at NPCS want to grow with you by providing solutions scale to suit your new operations and help you reduce risk and give a high return on application investments. We have successfully achieved top-notch quality standards with a high level of customer appreciation resulting in long lasting relation and large amount of referral work through technological breakthrough and innovative concepts. A large number of our Indian, Overseas and NRI Clients have appreciated our expertise for excellence which speaks volumes about our commitment and dedication to every client's success.

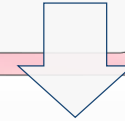
We bring deep, functional expertise, but are known for our holistic perspective: we capture value across boundaries and between the silos of any organization. We have proven a multiplier effect from optimizing the sum of the parts, not just the individual pieces. We actively encourage a culture of innovation, which facilitates the development of new technologies and ensures a high quality product.

- **Project Identification**
- **Detailed Project Reports/Pre-feasibility Reports**
- **Market Research Reports**
- **Business Plan**
- **Technology Books and Directory**
- **Industry Trend**
- **Databases on CD-ROM**
- **Laboratory Testing Services**
- **Turnkey Project Consultancy/Solutions**
- **Entrepreneur India (An Industrial Monthly Journal)**

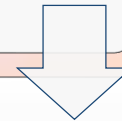
- We have two decades long experience in project consultancy and market research field
- We empower our customers with the prerequisite know-how to take sound business decisions
- We help catalyze business growth by providing distinctive and profound market analysis
- We serve a wide array of customers , from individual entrepreneurs to Corporations and Foreign Investors
- We use authentic & reliable sources to ensure business precision

Our Approach

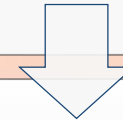
Requirement collection



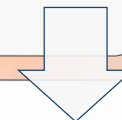
Thorough analysis of the project



Economic feasibility study of the Project



Market potential survey/research



Report Compilation

Who do we Serve?

- ❖ **Public-sector Companies**
- ❖ **Corporates**
- ❖ **Government Undertakings**
- ❖ **Individual Entrepreneurs**
- ❖ **NRI's**
- ❖ **Foreign Investors**
- ❖ **Non-profit Organizations, NBFC's**
- ❖ **Educational Institutions**
- ❖ **Embassies & Consulates**
- ❖ **Consultancies**
- ❖ **Industry / trade associations**

Sectors We Cover

- ❖ **Ayurvedic And Herbal Medicines, Herbal Cosmetics**
- ❖ **Alcoholic And Non Alcoholic Beverages, Drinks**
- ❖ **Adhesives, Industrial Adhesive, Sealants, Glues, Gum & Resin**
- ❖ **Activated Carbon & Activated Charcoal**
- ❖ **Aluminium And Aluminium Extrusion Profiles & Sections**
- ❖ **Bio-fertilizers And Biotechnology**
- ❖ **Breakfast Snacks And Cereal Food**
- ❖ **Bicycle Tyres & Tubes, Bicycle Parts, Bicycle Assembling**

Sectors We Cover *Cont...*

- ❖ **Bamboo And Cane Based Projects**
- ❖ **Building Materials And Construction Projects**
- ❖ **Biodegradable & Bioplastic Based Projects**
- ❖ **Chemicals (Organic And Inorganic)**
- ❖ **Confectionery, Bakery/Baking And Other Food**
- ❖ **Cereal Processing**
- ❖ **Coconut And Coconut Based Products**
- ❖ **Cold Storage For Fruits & Vegetables**
- ❖ **Coal & Coal Byproduct**

- ❖ **Copper & Copper Based Projects**
- ❖ **Dairy/Milk Processing**
- ❖ **Disinfectants, Pesticides, Insecticides, Mosquito Repellents,**
- ❖ **Electrical, Electronic And Computer based Projects**
- ❖ **Essential Oils, Oils & Fats And Allied**
- ❖ **Engineering Goods**
- ❖ **Fibre Glass & Float Glass**
- ❖ **Fast Moving Consumer Goods**
- ❖ **Food, Bakery, Agro Processing**

- ❖ **Fruits & Vegetables Processing**
- ❖ **Ferro Alloys Based Projects**
- ❖ **Fertilizers & Biofertilizers**
- ❖ **Ginger & Ginger Based Projects**
- ❖ **Herbs And Medicinal Cultivation And Jatropha (Biofuel)**
- ❖ **Hotel & Hospitality Projects**
- ❖ **Hospital Based Projects**
- ❖ **Herbal Based Projects**
- ❖ **Inks, Stationery And Export Industries**

- ❖ **Infrastructure Projects**
- ❖ **Jute & Jute Based Products**
- ❖ **Leather And Leather Based Projects**
- ❖ **Leisure & Entertainment Based Projects**
- ❖ **Livestock Farming Of Birds & Animals**
- ❖ **Minerals And Minerals**
- ❖ **Maize Processing(Wet Milling) & Maize Based Projects**
- ❖ **Medical Plastics, Disposables Plastic Syringe, Blood Bags**
- ❖ **Organic Farming, Neem Products Etc.**

- ❖ **Paints, Pigments, Varnish & Lacquer**
- ❖ **Paper And Paper Board, Paper Recycling Projects**
- ❖ **Printing Inks**
- ❖ **Packaging Based Projects**
- ❖ **Perfumes, Cosmetics And Flavours**
- ❖ **Power Generation Based Projects & Renewable Energy Based Projects**
- ❖ **Pharmaceuticals And Drugs**
- ❖ **Plantations, Farming And Cultivations**
- ❖ **Plastic Film, Plastic Waste And Plastic Compounds**
- ❖ **Plastic, PVC, PET, HDPE, LDPE Etc.**

- ❖ **Potato And Potato Based Projects**
- ❖ **Printing And Packaging**
- ❖ **Real Estate, Leisure And Hospitality**
- ❖ **Rubber And Rubber Products**
- ❖ **Soaps And Detergents**
- ❖ **Stationary Products**
- ❖ **Spices And Snacks Food**
- ❖ **Steel & Steel Products**
- ❖ **Textile Auxiliary And Chemicals**

Sectors We Cover *Cont...*

Sectors We Cover *Cont...*

- ❖ **Township & Residential Complex**
- ❖ **Textiles And Readymade Garments**
- ❖ **Waste Management & Recycling**
- ❖ **Wood & Wood Products**
- ❖ **Water Industry(Packaged Drinking Water & Mineral Water)**
- ❖ **Wire & Cable**

Market Research Report

A graphic illustration for a market research report. The background is a blue grid pattern. In the foreground, there are several 3D elements: a large red arrow pointing upwards and to the right, a yellow arrow pointing upwards and to the left, and a blue arrow pointing upwards and to the left. A group of silhouettes of business people in suits are standing on a yellow and blue curved surface. The text 'Market Research Report' is written in large, bold, blue letters with a yellow outline, centered on the image.

Objective

- To provide forecasts of key parameters which helps to anticipate the industry performance
- To help chart growth trajectory of a business by detailing the factors that affect the industry growth
- To help an entrepreneur/manager in keeping abreast with the changes in the industry
- To evaluate the competitive landscape of the industry by detailing:
 - ❑ Key players with their market shares
 - ❑ Financial comparison of present players

Clientele

- Venturist/Capitalists
- Entrepreneur/Companies
- Industry Researchers
- Investment Funds
- Foreign Investors, NRI's
- Project Consultants/Chartered Accountants
- Banks
- Corporates

[Click here for list](#)

Data Sources



Scope & Coverage



Our Team

- Our research team comprises of experts from various financial fields:**
- MBA's**
- Industry Researchers**
- Financial Planners**
- Research veterans with decades of experience**

Structure of the Report

- 1. Overview**
- 2. Market Analysis**
 - 2.1 Growth Drivers**
 - 2.2 Emerging Trends in the Industry**
 - 2.3 Regulatory Framework**
 - 2.4 SWOT Analysis**
 - 2.5 Herfindahl–Hirschman Index (HHI)**
- 3. Market Forecasts**
- 4. Key Players**

Structure of the Report

- 5. Key Financials and Analysis**
 - 5.1 Contact Information**
 - 5.2 Key Financials**
 - 5.3 Financial comparison**
- 6. Industry Size & Outlook**



CONTACT US



NIIR PROJECT CONSULTANCY SERVICES

Entrepreneur India

106-E, Kamla Nagar, Opp. Mall ST,

New Delhi-110007, India.

Email: npcs.ei@gmail.com , info@entrepreneurindia.co

Tel: +91-11-23843955, 23845654, 23845886

Mobile: +91-9097075054, 8800733955

Fax: +91-11-23845886

Website : www.entrepreneurindia.co , www.niir.org

Take a look at *NIIR PROJECT CONSULTANCY SERVICES* on #StreetView

[google-street-view](https://www.google.com/maps/@28.6452711,77.1002015,15z)

Follow us



➤ <https://www.linkedin.com/company/niir-project-consultancy-services>



➤ <https://www.facebook.com/NIIR.ORG>



➤ <https://www.youtube.com/user/NIIRproject>



➤ https://twitter.com/npcs_in



➤ <https://www.pinterest.com/npcsindia/>



THANK YOU

For more information, visit us at:

www.niir.org

www.entrepreneurindia.co