

**Investment
Opportunities in
Production of
Surgical Blade
(Scalpel)**

**Start your own
Industry in Surgical
Scalpel**

Introduction



Medical surgical blades are kind of tools that are often utilized in hospitals to perform surgery on patients. The disinfection of those tools may be a priority to make sure that patients don't have local infections and complications.


A surgical cut made into a tissue or organ called an incision. Surgical scalpel used to make incisions and for excision of tissues or organs.

Surgical scalpel a really sharp knife. Often the bp handle and therefore the blade are packaged separately and assembled by the surgeon at the start of the operation; this maintains the sterile field. In some cases, a surgical scalpel one unit made for single use only.

Related Project:- [Surgical, Medical Plastics, Medical Disposables, Disposable Medical Products used in Hospitals](#)

A blade's material, finish and edge radius, blade design plays a crucial role within the cutting performance of a surgical blade. There are variations within the design of the side bevels between dull sharpened and tapered. Each blade design comes in several widths to size incisions supported the instruments utilized in the operation. In addition to the arrangement of cutting edges, the planning of the bevels can vary from blade to blade and helps determine the behavior during cutting and therefore the subsequent healing of the wound.

Related Books:- [Disposable Products \(Medical, Surgical, Thermocol, Plastic, Paper, Domestic And General Products\)](#)




Types of Blades

Based on the surgeries, location of an incision and usage there are various types of blades with different sizes and shapes which are labeled with numbers. The list of blades commonly used are described below.

Each of them has a compatible BP Handles. BP Handles are also numbered based on their size.

Handle No. 3 is compatible with Blade No. 10, 11, 12 and 15. It is the most common handle used in making incisions. A subtype No. 3G has a graduated scale present over the handle to measure structures. Another subtype No. 3L is a longer version of No. 3

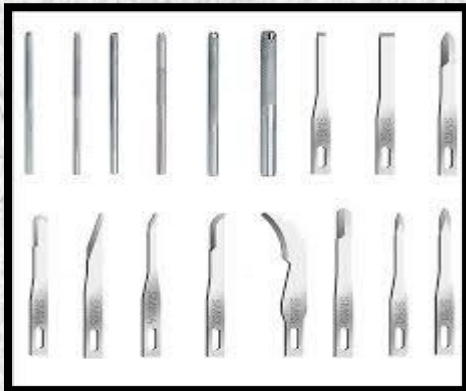
Related Videos:- [Disposable Products](#)



Handle No. 4 is compatible with Blade No. 20, 21, 22, 23 and 26. It is similar to No. 3 but has a larger tip for accommodation of large blades. No. 4G has graduations along the handle No. 4L is a longer version of No. 4.

Handle No. 7 is compatible with Blade No. 10, 11, 12 and 15. It is a long and slender handle with is useful in making incisions in deep and tight spaces.

Related Project:- [Business Plan of Surgical Blades Production](#)



Market Outlook

An increase within the number of surgeries and global geriatric population are considered as primary drivers of the market. Moreover, an increase within the prevalence of chronic diseases, such as diabetes, cancer, & cardiovascular diseases, is additionally expected to fuel growth.

Stainless steel surgical blades are widely employed by surgeons, due to their better anti-corrosion property, making them an acceptable choice for procedures utilizing an outsized volume of saline. These blades are commonly utilized in surgical procedures in moist conditions for extended periods and involve multiple incisions.

Related Project:- [Business Plan of Surgical Blades Production](#)




The global surgical blades market might be divided consistent with product, end user, and material type. By product type, the surgical blades market might be further divided into sterile market and non-sterile market. The sterile sub-segment is estimated to be larger product type between the 2. Based on user, the market is segmented into hospitals, clinics, ambulatory surgical centers, nursing centers, and reference laboratories. Out of those, hospitals are the most important end users of surgical blades. On the idea of fabric type, the market is categorized into chrome steel and high grade steel. Among these, the chrome steel sub-segment is that the most engaging and is anticipated to realize more revenue within the market.

Projects:- [Project Reports & Profiles](#)

The global surgical scalpels market is expected to reach US\$ 759.4 MN in 2025 from US\$ 554.8 in 2016. The market is estimated to grow with a CAGR of 3.5% from 2016-2025. The demand for surgical scalpels in the region is anticipated to increase during the forecast years owing to factors such as increase in the number of surgical procedures in the region. Thus, there is a vast potential for the surgical scalpel market to witness rapid growth in the coming years.

Related Project:- [Business Plan of Surgical Blades Production](#)



Market Insights

Technological Advancements in the field of surgical scalpel

In recent years, there has been a considerable developments in the field of medicine. The growing of surgical procedures have increased the demand of surgical instruments. Surgical scalpel offers benefits such as, performing surgical procedures with ease, accuracy. The advancements in the field of surgical procedures have also increased the development of surgical scalpels. Many researchers and companies have developed innovative type of scalpels for the performance of surgeries.

Books:- BOOKS & DATABASES



Product Insights

The surgical scalpel market by product is segmented into disposable surgical scalpels segment, reusable surgical scalpels segment and accessories. The disposable surgical scalpels segment is poised to grow with a largest market share of 60.6% in 2017. The segment is growing due to increase in the awareness regarding the importance of safe disposal surgical scalpels. Owing to these factors, the market for disposable surgical scalpels is anticipated to surge during the forecast period from 2016 to 2025, at a significant rate.


Market Research: - [Market Research Report](#)



High Growth in the Number of Surgeries and Rise in Geriatric Population Will Drive the Overall Surgical Scalpel Market

The increasing volume of surgical procedures across the globe is likely to drive the overall growth of the surgical scalpel market during the forecast period. Surgeries are conducted to manage various diseases such as gastrointestinal diseases, cardiovascular diseases, spinal abnormalities, urological disorders, orthopedic deformities, and brain tumors. The significant growth in the number of surgeries, especially in the European countries will help in the growth of the general halogen surgical ceiling lights market in this region.

Related Project:- [Business Plan of Surgical Blades Production](#)



Different types of surgeries performed in various ASCs or ambulatory surgical centers include hernia procedure, cervix and uterus removal, transurethral excision, lens and cataract, and hysterectomy. The increase in geriatric population as well as the growth in the number of surgeries will fuel the growth of the surgical scalpel market in the near future.

Projects:- [Project Reports & Profiles](#)



Key Players:-

Alcon Laboratories (India) Pvt. Ltd.

Amkay Products Pvt. Ltd.

Axiom Medisurg Ltd.

B Braun Medical (India) Pvt. Ltd.

Biorad Medisys Pvt. Ltd.

Blue Neem Medical Devices Pvt. Ltd.

Boston Scientific India Pvt. Ltd.

Cadence A M S Design India Pvt. Ltd.

Centenial Surgical Suture Ltd.

Johnson & Johnson Pvt. Ltd.

Manman Manufacturing Co. Pvt. Ltd.

Mediplus (India) Ltd.

Medtech Devices Ltd.

Primewear Hygiene (India) Product Ltd.

Raaj Medisafe India Ltd.

Somnium Pharma & Surgicals Pvt. Ltd.

South India Surgical Co. Ltd.

Stryker India Pvt. Ltd.

Surlux Health Centres Ltd.

Zimmer India Pvt. Ltd.

K C K Dental Pvt. Ltd.

Machinery Photographs



Decoiler Machine



Strip Straightening Machine



Chemical Cleaning



Stacking Machine

Project at a Glance

| COST OF PROJECT | | | | MEANS OF FINANCE | | | |
|---------------------------------|-------------|---------------|---------------|-----------------------------|-------------|---------------|---------------|
| Particulars | Existing | Proposed | Total | Particulars | Existing | Proposed | Total |
| Land & Site Development Exp. | 0.00 | 41.00 | 41.00 | Capital | 0.00 | 91.30 | 91.30 |
| Buildings | 0.00 | 65.00 | 65.00 | Share Premium | 0.00 | 0.00 | 0.00 |
| Plant & Machineries | 0.00 | 99.00 | 99.00 | Other Type Share Capital | 0.00 | 0.00 | 0.00 |
| Motor Vehicles | 0.00 | 10.00 | 10.00 | Reserves & Surplus | 0.00 | 0.00 | 0.00 |
| Office Automation Equipments | 0.00 | 52.50 | 52.50 | Cash Subsidy | 0.00 | 0.00 | 0.00 |
| Technical Knowhow Fees & Exp. | 0.00 | 25.00 | 25.00 | Internal Cash Accruals | 0.00 | 0.00 | 0.00 |
| Franchise & Other Deposits | 0.00 | 0.00 | 0.00 | Long/Medium Term Borrowings | 0.00 | 273.90 | 273.90 |
| Preliminary & Pre-operative Exp | 0.00 | 5.00 | 5.00 | Debentures / Bonds | 0.00 | 0.00 | 0.00 |
| Provision for Contingencies | 0.00 | 8.90 | 8.90 | Unsecured Loans/Deposits | 0.00 | 0.00 | 0.00 |
| Margin Money - Working Capital | 0.00 | 58.80 | 58.80 | | | | |
| TOTAL | 0.00 | 365.20 | 365.20 | TOTAL | 0.00 | 365.20 | 365.20 |

Project at a Glance

| Year | Annualised | | Book Value | Debt | Dividend | Retained Earnings | | Payout | Probable Market Price | P/E Ratio | Yield Price/Book Value |
|------|------------|-------|------------|-------|-----------|-------------------|-------|--------|-----------------------|-------------|------------------------|
| | EPS | CEPS | Per Share | | Per Share | Per Share | | % | | No.of Times | % |
| 1-2 | 5.37 | 8.90 | 15.37 | 24.00 | 0.00 | 100.00 | 5.37 | 0.00 | 5.37 | 1.00 | 0.00 |
| 2-3 | 8.96 | 12.07 | 24.33 | 18.00 | 0.00 | 100.00 | 8.96 | 0.00 | 8.96 | 1.00 | 0.00 |
| 3-4 | 12.42 | 15.15 | 36.75 | 12.00 | 0.00 | 100.00 | 12.42 | 0.00 | 12.42 | 1.00 | 0.00 |
| 4-5 | 15.64 | 18.06 | 52.39 | 6.00 | 0.00 | 100.00 | 15.64 | 0.00 | 15.64 | 1.00 | 0.00 |
| 5-6 | 18.59 | 20.74 | 70.98 | 0.00 | 0.00 | 100.00 | 18.59 | 0.00 | 18.59 | 1.00 | 0.00 |

Project at a Glance

| Year | D. S. C. R. | | | Debt / Equity | | Total Net Worth | Return on Net Worth | Profitability Ratio | | | | | Assets Turnover Ratio | Current Ratio |
|---------|-------------------|------------|---------|-------------------|-----------|-----------------|---------------------|---------------------|-------|-------|------------------|-----------|-----------------------|---------------|
| | Individual | Cumulative | Overall | - Deposits Debt | as-Equity | | | GPM | PBT | PAT | Net Contribution | P/V Ratio | | |
| | (Number of times) | | | (Number of times) | | % | % | % | % | % | | % | | |
| Initial | | | | 3.00 | 3.00 | | | | | | | | | |
| 1-2 | 1.33 | 1.33 | | 1.56 | 1.56 | 3.45 | | 8.15% | 3.65% | 2.52% | 552.54 | 28.42% | 3.23 | 1.10 |
| 2-3 | 1.74 | 1.53 | | 0.74 | 0.74 | 2.11 | | 9.51% | 5.53% | 3.61% | 617.26 | 27.22% | 3.38 | 1.24 |
| 3-4 | 2.21 | 1.74 | 2.19 | 0.33 | 0.33 | 1.36 | | 10.40% | 6.83% | 4.37% | 704.79 | 27.19% | 3.34 | 1.42 |
| 4-5 | 2.73 | 1.96 | | 0.11 | 0.11 | 0.93 | | 10.97% | 7.71% | 4.90% | 792.31 | 27.17% | 3.21 | 1.63 |
| 5-6 | 3.31 | 2.19 | | 0.00 | 0.00 | 0.67 | | 11.31% | 8.28% | 5.24% | 879.84 | 27.16% | 3.03 | 2.08 |

Project at a Glance

BEP

| | |
|--------------------------------|---|
| BEP - Maximum Utilisation Year | 5 |
|--------------------------------|---|

| | |
|------------------------------------|--------|
| Cash BEP (% of Installed Capacity) | 66.76% |
|------------------------------------|--------|

| | |
|-------------------------------------|--------|
| Total BEP (% of Installed Capacity) | 68.98% |
|-------------------------------------|--------|

IRR, PAYBACK and FACR

| | |
|--|--------|
| Internal Rate of Return .. (In %age) | 28.99% |
|--|--------|

| | |
|---|------------------|
| Payback Period of the Project is (In Years) | 2 Years 3 Months |
|---|------------------|

| | |
|--|--------|
| Fixed Assets Coverage Ratio (No. of times) | 18.493 |
|--|--------|

Major Queries/Questions Answered in the Report?

- 1. What is Surgical Blade Manufacturing industry ?**
- 2. How has the Surgical Blade Manufacturing industry performed so far and how will it perform in the coming years ?**
- 3. What is the Project Feasibility of Surgical Blade Manufacturing Plant ?**
- 4. What are the requirements of Working Capital for setting up Surgical Blade Manufacturing plant ?**

- 5. What is the structure of the Surgical Blade Manufacturing Business and who are the key/major players ?**
- 6. What is the total project cost for setting up Surgical Blade Manufacturing Business?**
- 7. What are the operating costs for setting up Surgical Blade Manufacturing plant ?**
- 8. What are the machinery and equipment requirements for setting up Surgical Blade Manufacturing plant ?**

9. Who are the Suppliers and Manufacturers of Plant & Machinery for setting up Surgical Blade Manufacturing plant ?

10. What are the requirements of raw material for setting up Surgical Blade Manufacturing plant ?

11. Who are the Suppliers and Manufacturers of Raw materials for setting up Surgical Blade Manufacturing Business?

12. What is the Manufacturing Process of Surgical Blade ?

- 13. What is the total size of land required for setting up Surgical Blade Manufacturing plant ?**
- 14. What will be the income and expenditures for Surgical Blade Manufacturing Business?**
- 15. What are the Projected Balance Sheets of Surgical Blade Manufacturing plant ?**
- 16. What are the requirement of utilities and overheads for setting up Surgical Blade Manufacturing plant?**
- 17. What is the Built up Area Requirement and cost for setting up Surgical Blade Manufacturing Business?**

18. What are the Personnel (Manpower) Requirements for setting up Surgical Blade Manufacturing Business?

19. What are Statistics of Import & Export for Surgical Blade ?

20. What is the time required to break-even of Surgical Blade Manufacturing Business?

21. What is the Break-Even Analysis of Surgical Blade Manufacturing plant?

22. What are the Project financials of Surgical Blade Manufacturing Business?

- 23. What are the Profitability Ratios of Surgical Blade Manufacturing Project?**
- 24. What is the Sensitivity Analysis-Price/Volume of Surgical Blade Manufacturing plant?**
- 25. What are the Projected Pay-Back Period and IRR of Surgical Blade Manufacturing plant?**
- 26. What is the Process Flow Sheet Diagram of Surgical Blade Manufacturing project?**

- 27. What are the Market Opportunities for setting up Surgical Blade Manufacturing plant?**

- 28. What is the Market Study and Assessment for setting up Surgical Blade Manufacturing Business?**

- 29. What is the Plant Layout for setting up Surgical Blade Manufacturing Business?**

Table of Contents of the Project Report

1 PROJECT PROFILE

- 1.1. DISTRICT PROFILE & GEOTECHNICAL SITE CHARACTERIZATION
 - 1.1.1. General
 - 1.1.2. Physical Characteristics
 - 1.1.3. Climate and Rainfall
 - 1.1.4. Map
 - 1.1.5. Economy and Industry
 - 1.1.6. Transport

2. INTRODUCTION

3. TYPES OF BLADES

4. PRODUCT DETAIL

5. B.I.S. STANDARDS

- 5.1. IS 3319: 1995 (REAFFIRMED YEAR: 2016) BLADES, SURGICAL, DETACHABLE (BARD PARKER TYPE) AND HANDLES
- 5.2. IS B3759: 1987 (REAFFIRMED YEAR: 2016) SPECIFICATION FOR BLADES, SKIN GRAFTING
- 5.3. ISO 7740:1985 INSTRUMENTS FOR SURGERY — SCALPELS WITH DETACHABLE BLADES — FITTING DIMENSIONS
- 5.4. IS 3318 (1965): GENERAL REQUIREMENTS FOR SURGICAL SCALPELS AND KNIVES

6. MARKET SURVEY

- 6.1. INDIAN SURGICAL BLADES MARKET
- 6.2. OVERALL SURGICAL BLADES MARKET
- 6.3. GLOBAL SURGICAL BLADES MARKET
 - 6.3.1. Overview
 - 6.3.2. Material
 - 6.3.3. End-use
- 6.4. SURGICAL BLADE MARKET SHARE

7. EXPORT & IMPORT: ALL COUNTRIES

- 7.1. EXPORT: ALL COUNTRIES
- 7.2. IMPORT: ALL COUNTRIES

8. FINANCIALS & COMPARISON OF MAJOR INDIAN PLAYERS/COMPANIES

- 8.1. ABOUT FINANCIAL STATEMENTS OF CMIE DATABASE
- 8.2. PROFITS & APPROPRIATIONS
- 8.3. TOTAL LIABILITIES
- 8.4. TOTAL ASSETS
- 8.5. NET CASH FLOW FROM OPERATING ACTIVITIES

8.6. SECTION -I

- 8.6.1. Name of Company with Contact Details
- 8.6.2. Name of Director(S)
- 8.6.3. Plant Capacity
- 8.6.4. Location of Plant
- 8.6.5. Credit Ratings
- 8.6.6. Name of Raw Material(S) Consumed with Quantity &Cost

8.7. SECTION-II

- 8.7.1. Assets
- 8.7.2. Cash Flow
- 8.7.3. Cost as % Ge of Sales
- 8.7.4. Forex Transaction
- 8.7.5. Growth in Assets & Liabilities
- 8.7.6. Growth in Income & Expenditure
- 8.7.7. Income & Expenditure
- 8.7.8. Liabilities
- 8.7.9. Liquidity Ratios
- 8.7.10. Profitability Ratio
- 8.7.11. Profits
- 8.7.12. Return Ratios
- 8.7.13. Structure of Assets & Liabilities (%)
- 8.7.14. Working Capital & Turnover Ratios

9. COMPANY PROFILE OF MAJOR PLAYERS

10. EXPORT & IMPORT STATISTICS OF INDIA

- 10.1. EXPORT STATISTICS ON SURGICAL BLADE
- 10.2. IMPORT STATISTICS ON SURGICAL BLADE

11. PRESENT MANUFACTURERS

12. RAW MATERIAL

13. MANUFACTURING PROCESS

14. PROCESS FLOW DIAGRAM

15. BUYER'S LIST

- 15.1. CONTACT DETAILS OF BUYER'S
- 15.2. NAME OF DIRECTOR(S)
- 15.3. CREDIT RATINGS
- 15.4. PLANT CAPACITY
- 15.5. COMPANY WISE CONSUMPTION DETAIL OF THE RAW MATERIALS

- 16. SUPPLIERS OF PLANT & MACHINERY**
- 17. SUPPLIERS OF RAW MATERIAL**
- 18. PHOTOGRAPHS/IMAGES FOR REFERENCE**
 - 18.1. MACHINERY PHOTOGRAPHS
 - 18.2. RAW MATERIAL PHOTOGRAPHS
 - 18.3. PRODUCT PHOTOGRAPHS
- 19. PLANT LAYOUT**

Project Financials

- **Project at a Glance** **Annexure**

- Assumptions for Profitability workings1
- Plant Economics.....2
- Production Schedule.....3
- Land & Building.....4
 - Factory Land & Building
 - Site Development Expenses

- **Plant & Machinery.....5**
 - Indigenous Machineries**
 - Other Machineries (Miscellaneous, Laboratory etc.)**

- **Other Fixed Assets.....6**
 - Furniture & Fixtures**
 - Pre-operative and Preliminary Expenses**
 - Technical Knowhow**
 - Provision of Contingencies**

- **Working Capital Requirement Per Month.....7**
 - Raw Material**
 - Packing Material**
 - Lab & ETP Chemical Cost**
 - Consumable Store**

- **Overheads Required Per Month and Per Annum.....8**
 - Utilities & Overheads (Power, Water and Fuel Expenses etc.)**
 - Royalty and Other Charges**
 - Selling and Distribution Expenses**
- **Salary and Wages9**
- **Turnover Per Annum10**
- **Share Capital.....11**
 - Equity Capital**
 - Preference Share Capital**

- **Annexure 1 :: Cost of Project and Means of Finance**
- **Annexure 2 :: Profitability and Net Cash Accruals**
 - **Revenue/Income/Realisation**
 - **Expenses/Cost of Products/Services/Items**
 - **Gross Profit**
 - **Financial Charges**
 - **Total Cost of Sales**
 - **Net Profit After Taxes**
 - **Net Cash Accruals**

- **Annexure 3 :: Assessment of Working Capital requirements**
 - **Current Assets**
 - **Gross Working Capital**
 - **Current Liabilities**
 - **Net Working Capital**
 - **Working Note for Calculation of Work-in-process**

- **Annexure 4 :: Sources and Disposition of Funds**

- **Annexure 5 :: Projected Balance Sheets**

- **ROI (Average of Fixed Assets)**
- **RONW (Average of Share Capital)**
- **ROI (Average of Total Assets)**

- **Annexure 6 :: Profitability Ratios**

- **D.S.C.R**
- **Earnings Per Share (EPS)**
- **Debt Equity Ratio**

- **Annexure 7 :: Break-Even Analysis**

- **Variable Cost & Expenses**
- **Semi-Variable/Semi-Fixed Expenses**
- **Profit Volume Ratio (PVR)**
- **Fixed Expenses / Cost**
- **B.E.P**

- **Annexure 8 to 11 :: Sensitivity Analysis-Price/Volume**

- **Resultant N.P.B.T**
- **Resultant D.S.C.R**
- **Resultant PV Ratio**
- **Resultant DER**
- **Resultant ROI**
- **Resultant BEP**

- **Annexure 12 :: Shareholding Pattern and Stake Status**

- **Equity Capital**
- **Preference Share Capital**

- **Annexure 13 :: Quantitative Details-Output/Sales/Stocks**

- **Determined Capacity P.A of Products/Services**
- **Achievable Efficiency/Yield % of Products/Services/Items**
- **Net Usable Load/Capacity of Products/Services/Items**
- **Expected Sales/ Revenue/ Income of Products/ Services/ Items**

- **Annexure 14** :: **Product wise Domestic Sales Realisation**
- **Annexure 15** :: **Total Raw Material Cost**
- **Annexure 16** :: **Raw Material Cost per unit**
- **Annexure 17** :: **Total Lab & ETP Chemical Cost**
- **Annexure 18** :: **Consumables, Store etc.**
- **Annexure 19** :: **Packing Material Cost**
- **Annexure 20** :: **Packing Material Cost Per Unit**

- **Annexure 21** :: **Employees Expenses**
- **Annexure 22** :: **Fuel Expenses**
- **Annexure 23** :: **Power/Electricity Expenses**
- **Annexure 24** :: **Royalty & Other Charges**
- **Annexure 25** :: **Repairs & Maintenance Expenses**
- **Annexure 26** :: **Other Manufacturing Expenses**
- **Annexure 27** :: **Administration Expenses**
- **Annexure 28** :: **Selling Expenses**

- **Annexure 29 :: Depreciation Charges – as per Books (Total)**
- **Annexure 30 :: Depreciation Charges – as per Books (P & M)**
- **Annexure 31 :: Depreciation Charges - as per IT Act WDV (Total)**
- **Annexure 32 :: Depreciation Charges - as per IT Act WDV (P & M)**
- **Annexure 33 :: Interest and Repayment - Term Loans**
- **Annexure 34 :: Tax on Profits**
- **Annexure 35 :: Projected Pay-Back Period and IRR**

Reasons for Buying our Report:

- **This report helps you to identify a profitable project for investing or diversifying into by throwing light to crucial areas like industry size, market potential of the product and reasons for investing in the product**
- **This report provides vital information on the product like it's characteristics and segmentation**
- **This report helps you market and place the product correctly by identifying the target customer group of the product**

- **This report helps you understand the viability of the project by disclosing details like machinery required, project costs and snapshot of other project financials**
- **The report provides a glimpse of government regulations applicable on the industry**
- **The report provides forecasts of key parameters which helps to anticipate the industry performance and make sound business decisions**

Our Approach:

- **Our research reports broadly cover Indian markets, present analysis, outlook and forecast for a period of five years.**
- **The market forecasts are developed on the basis of secondary research and are cross-validated through interactions with the industry players**
- **We use reliable sources of information and databases. And information from such sources is processed by us and included in the report**

Scope of the Report

The report titled “Market Survey cum Detailed Techno Economic Feasibility Report on Surgical Blade.” provides an insight into Surgical Blade market in India with focus on uses and applications, Manufacturing Process, Process Flow Sheets, Plant Layout and Project Financials of Surgical Blade project. The report assesses the market sizing and growth of the Indian Surgical Blade Industry. While expanding a current business or while venturing into new business, entrepreneurs are often faced with the dilemma of zeroing in on a suitable product/line. And before diversifying/venturing into any product, they wish to study the following aspects of the identified product:

- **Good Present/Future Demand**
- **Export-Import Market Potential**
- **Raw Material & Manpower Availability**
- **Project Costs and Payback Period**

We at NPCS, through our reliable expertise in the project consultancy and market research field, have demystified the situation by putting forward the emerging business opportunity in the Surgical Blade sector in India along with its business prospects. Through this report we have identified Surgical Blade project as a lucrative investment avenue.

Tags

#SurgicalBlade **#SurgicalBladeMarket** **#SurgicalScalpel**
#SurgicalScalpelManufacturing **#MedicalScalpelBlade**
#MedicalSurgicalBlade **#SurgicalScalpelBusiness**
#SurgicalBladeManufacturing **#SurgicalBladeBusinessPlan**
#SurgicalBladeProduction **#SurgicalInstrument** **#SurgicalIndustry**
#healthandmedicaldevices **#medicalequipment** **#SurgicalBusiness**
#surgical **#surgicalmanufacturing** **#surgicalinstruments**
#surgicalmarket **#NewRelease** **#DetailedProjectReport**
#businessconsultant **#BusinessPlan** **#feasibilityReport** **#NPCS**
#Startupbusinessideas **#businessesestostart** **#startupideas**
#businessstartupindia **#StartupBusiness** **#projectconsultancy**
#businessconsulting **#projectconsultant** **#InvestmentOpportunities**



NIIR PROJECT CONSULTANCY SERVICES (NPCS)
can provide Detailed Project Report on

Business Plan of Surgical Blades Production

See more
Project Reports & Profiles
BOOKS
Market Research Report

Visit us at

www.entrepreneurindia.co

www.niir.org

**Take a look at
Niir Project Consultancy Services
on #Street View**

<https://goo.gl/VstWkd>

*Locate us on
Google Maps*

<https://goo.gl/maps/BKkUtq9gevT2>

OUR CLIENTS

Our inexhaustible Client list includes public-sector companies, Corporate Houses, Government undertaking, individual entrepreneurs, NRI, Foreign investors, non-profit organizations and educational institutions from all parts of the World. The list is just a glimpse of our esteemed & satisfied Clients.

Click here to take a look
<https://goo.gl/G3ICjV>

Select and Choose the Right Business Startup for You

(Instant Online Project Identification and Selection)

Finding the right startup business is one of the most popular subject today. Starting a business is no easy endeavor, but the time, effort, and challenges can be worth it if you succeed. To give yourself the best chance to be successful, take your time to carefully find the right business for you. We, at NPCS, endeavor to make business selection a simple and convenient step for any entrepreneur/startup. Our expert team, by capitalizing on its dexterity and decade's long experience in the field, has created a list of profitable ventures for entrepreneurs who wish to diversify or venture. The list so mentioned is updated regularly to give you a regular dose of new emerging opportunities.

Visit: <https://www.entrepreneurindia.co/project-identification>

Download Complete List of Project Reports:

▪ Detailed Project Reports

Visit:- <https://www.entrepreneurindia.co/complete-project-list>

NPCS is manned by engineers, planners, specialists, financial experts, economic analysts and design specialists with extensive experience in the related industries.

Our Market Survey cum Detailed Techno Economic Feasibility Report provides an insight of market in India. The report assesses the market sizing and growth of the Industry. While expanding a current business or while venturing into new business, entrepreneurs are often faced with the dilemma of zeroing in on a suitable product/line.

And before diversifying/venturing into any product, they wish to study the following aspects of the identified product:

- **Good Present/Future Demand**
- **Export-Import Market Potential**
- **Raw Material & Manpower Availability**
- **Project Costs and Payback Period**

The detailed project report covers all aspect of business, from analyzing the market, confirming availability of various necessities such as Manufacturing Plant, Detailed Project Report, Profile, Business Plan, Industry Trends, Market Research, Survey, Manufacturing Process, Machinery, Raw Materials, Feasibility Study, Investment Opportunities, Cost and Revenue, Plant Economics, Production Schedule,

Working Capital Requirement, uses and applications, Plant Layout, Project Financials, Process Flow Sheet, Cost of Project, Projected Balance Sheets, Profitability Ratios, Break Even Analysis. The DPR (Detailed Project Report) is formulated by highly accomplished and experienced consultants and the market research and analysis are supported by a panel of experts and digitalized data bank.

We at NPCS, through our reliable expertise in the project consultancy and market research field, have demystified the situation by putting forward the emerging business opportunity in India along with its business prospects.....[Read more](#)



Contact us

NIIR PROJECT CONSULTANCY SERVICES

**106-E, Kamla Nagar, Opp. Mall ST,
New Delhi-110007, India.**

Email: npcs.ei@gmail.com , info@entrepreneurindia.co

Tel: +91-11-23843955, 23845654, 23845886

Mobile: +91-9097075054, 8800733955

Fax: +91-11-23845886

Website : www.entrepreneurindia.co , www.niir.org

Take a look at *NIIR PROJECT CONSULTANCY SERVICES* on #StreetView

<https://goo.gl/VstWkd>



Niir PROJECT CONSULTANCY SERVICES

AN ISO 9001: 2015 CERTIFIED COMPANY

Who are we?

- *One of the leading reliable names in industrial world for providing the most comprehensive technical consulting services*
- *We adopt a systematic approach to provide the strong fundamental support needed for the effective delivery of services to our Clients' in India & abroad*

We at NPCS want to grow with you by providing solutions scale to suit your new operations and help you reduce risk and give a high return on application investments. We have successfully achieved top-notch quality standards with a high level of customer appreciation resulting in long lasting relation and large amount of referral work through technological breakthrough and innovative concepts. A large number of our Indian, Overseas and NRI Clients have appreciated our expertise for excellence which speaks volumes about our commitment and dedication to every client's success.

We bring deep, functional expertise, but are known for our holistic perspective: we capture value across boundaries and between the silos of any organization. We have proven a multiplier effect from optimizing the sum of the parts, not just the individual pieces. We actively encourage a culture of innovation, which facilitates the development of new technologies and ensures a high quality product.

What do we offer?

- *Project Identification*
- *Detailed Project Reports/Pre-feasibility Reports*
- *Market Research Reports*
- *Business Plan*
- *Technology Books and Directory*
- *Industry Trend*
- *Databases on CD-ROM*
- *Laboratory Testing Services*
- *Turnkey Project Consultancy/Solutions*
- *Entrepreneur India (An Industrial Monthly Journal)*

How are we different ?

- *We have two decades long experience in project consultancy and market research field*
- *We empower our customers with the prerequisite know-how to take sound business decisions*
- *We help catalyze business growth by providing distinctive and profound market analysis*
- *We serve a wide array of customers , from individual entrepreneurs to Corporations and Foreign Investors*
- *We use authentic & reliable sources to ensure business precision*

Our Approach

Requirement collection

Thorough analysis of the project

Economic feasibility study of the Project

Market potential survey/research

Report Compilation

Who do we Serve?

- Public-sector Companies
- Corporates
- Government Undertakings
- Individual Entrepreneurs
- NRI's
- Foreign Investors
- Non-profit Organizations, NBFC's
- Educational Institutions
- Embassies & Consulates
- Consultancies
- Industry / trade associations

Sectors We Cover

- Ayurvedic And Herbal Medicines, Herbal Cosmetics
- Alcoholic And Non Alcoholic Beverages, Drinks
- Adhesives, Industrial Adhesive, Sealants, Glues, Gum & Resin
- Activated Carbon & Activated Charcoal
- Aluminium And Aluminium Extrusion Profiles & Sections,
- Bio-fertilizers And Biotechnology
- Breakfast Snacks And Cereal Food
- Bicycle Tyres & Tubes, Bicycle Parts, Bicycle Assembling

Sectors We Cover *Conti...*

- Bamboo And Cane Based Projects
- Building Materials And Construction Projects
- Biodegradable & Bioplastic Based Projects
- Chemicals (Organic And Inorganic)
- Confectionery, Bakery/Baking And Other Food
- Cereal Processing
- Coconut And Coconut Based Products
- Cold Storage For Fruits & Vegetables
- Coal & Coal Byproduct

Sectors We Cover *Cont...*

- Copper & Copper Based Projects
- Dairy/Milk Processing
- Disinfectants, Pesticides, Insecticides, Mosquito Repellents,
- Electrical, Electronic And Computer based Projects
- Essential Oils, Oils & Fats And Allied
- Engineering Goods
- Fibre Glass & Float Glass
- Fast Moving Consumer Goods
- Food, Bakery, Agro Processing

Sectors We Cover *Cont...*

- Fruits & Vegetables Processing
- Ferro Alloys Based Projects
- Fertilizers & Biofertilizers
- Ginger & Ginger Based Projects
- Herbs And Medicinal Cultivation And Jatropha (Biofuel)
- Hotel & Hospitability Projects
- Hospital Based Projects
- Herbal Based Projects
- Inks, Stationery And Export Industries

Sectors We Cover

Cont...

- Infrastructure Projects
- Jute & Jute Based Products
- Leather And Leather Based Projects
- Leisure & Entertainment Based Projects
- Livestock Farming Of Birds & Animals
- Minerals And Minerals
- Maize Processing(Wet Milling) & Maize Based Projects
- Medical Plastics, Disposables Plastic Syringe, Blood Bags
- Organic Farming, Neem Products Etc.

Sectors We Cover *Cont...*

- Paints, Pigments, Varnish & Lacquer
- Paper And Paper Board, Paper Recycling Projects
- Printing Inks
- Packaging Based Projects
- Perfumes, Cosmetics And Flavours
- Power Generation Based Projects & Renewable Energy Based Projects
- Pharmaceuticals And Drugs
- Plantations, Farming And Cultivations
- Plastic Film, Plastic Waste And Plastic Compounds
- Plastic, PVC, PET, HDPE, LDPE Etc.

Sectors We Cover *Cont...*

- Potato And Potato Based Projects
- Printing And Packaging
- Real Estate, Leisure And Hospitality
- Rubber And Rubber Products
- Soaps And Detergents
- Stationary Products
- Spices And Snacks Food
- Steel & Steel Products
- Textile Auxiliary And Chemicals

Sectors We Cover *Cont...*

- Township & Residential Complex
- Textiles And Readymade Garments
- Waste Management & Recycling
- Wood & Wood Products
- Water Industry(Packaged Drinking Water & Mineral Water)
- Wire & Cable

MARKET RESEARCH REPORTS

Objective

- ⌘ To get a detailed scenario of the industry along with its structure and classification
- ⌘ To provide a comprehensive analysis of the industry by covering aspects like:
 - ⌘ Growth drivers of the industry
 - ⌘ Latest market trends
 - ⌘ Insights on regulatory framework
 - ⌘ SWOT Analysis
 - ⌘ Demand-Supply Situation
 - ⌘ Foreign Trade
 - ⌘ Porters 5 Forces Analysis

Objective

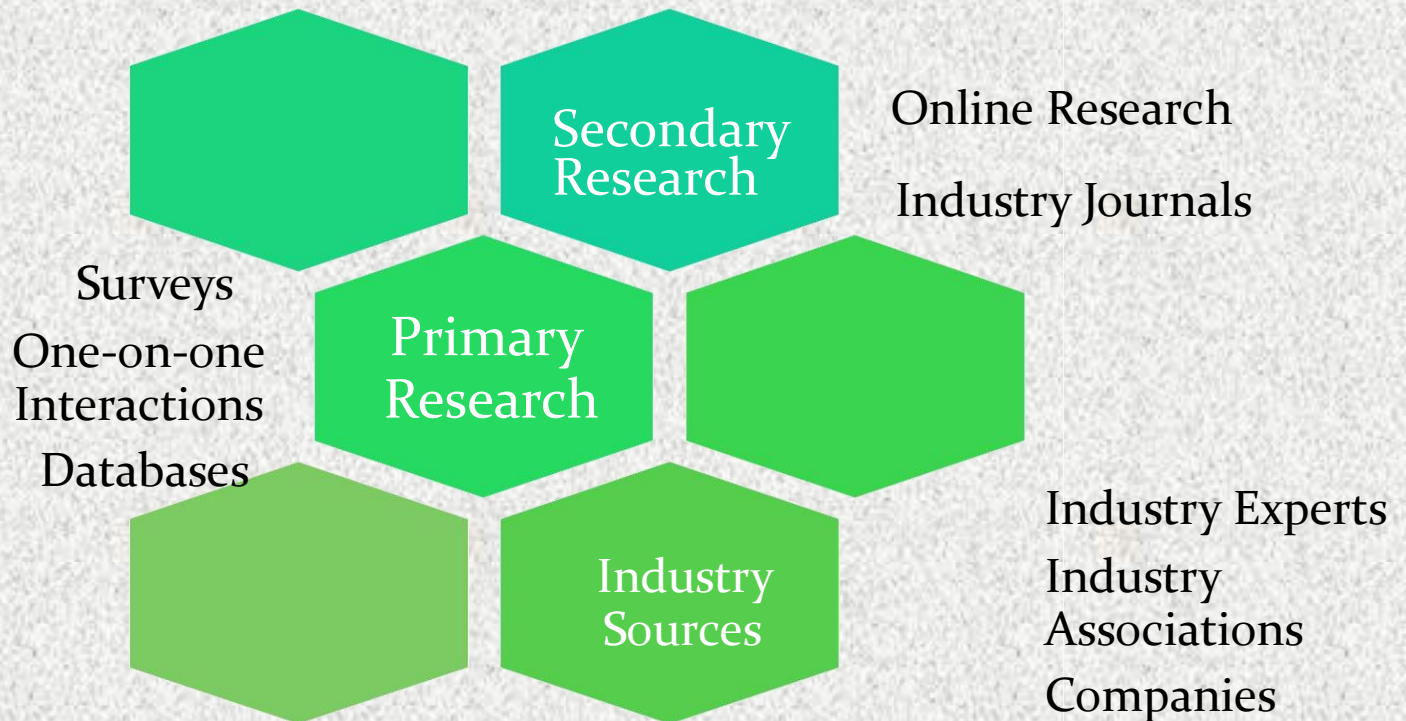
- ∞ To provide forecasts of key parameters which helps to anticipate the industry performance
- ∞ To help chart growth trajectory of a business by detailing the factors that affect the industry growth
- ∞ To help an entrepreneur/manager in keeping abreast with the changes in the industry
- ∞ To evaluate the competitive landscape of the industry by detailing:
 - ∞ Key players with their market shares
 - ∞ Financial comparison of present players

Clientele

- ⌘ Venturist/Capitalists
- ⌘ Entrepreneur/Companies
- ⌘ Industry Researchers
- ⌘ Investment Funds
- ⌘ Foreign Investors, NRI's
- ⌘ Project Consultants/Chartered Accountants
- ⌘ Banks
- ⌘ Corporates

[Click here for list](#)

Data Sources



Scope & Coverage



Our Team

- ⌘ Our research team comprises of experts from various financial fields:
- ⌘ MBA's
- ⌘ Industry Researchers
- ⌘ Financial Planners
- ⌘ Research veterans with decades of experience

Structure of the Report

- 1. Overview
- 2. Market Analysis
 - 2.1 Growth Drivers
 - 2.2 Emerging Trends in the Industry
 - 2.3 Regulatory Framework
 - 2.4 SWOT Analysis
 - 2.5 Herfindahl–Hirschman Index (HHI)
- 3. Market Forecasts
- 4. Key Players

Structure of the Report

Cont

- ⌘5. Key Financials and Analysis
 - ⌘5.1 Contact Information
 - ⌘5.2 Key Financials
 - ⌘5.3 Financial comparison
- ⌘6. Industry Size & Outlook

Take a look at ***NIIR PROJECT CONSULTANCY SERVICES*** on
#Street View

<https://goo.gl/VstWkd>

Contact us

NIIR PROJECT CONSULTANCY SERVICES

106-E, Kamla Nagar, Opp. Mall ST,
New Delhi-110007, India.

Email: npcs.ei@gmail.com , info@entrepreneurindia.co

Tel: +91-11-23843955, 23845654, 23845886

Mobile: +91-9097075054, 8800733955

Fax: +91-11-23845886

Website : www.entrepreneurindia.co , www.niir.org

Take a look at ***NIIR PROJECT CONSULTANCY SERVICES*** on #StreetView

<https://goo.gl/VstWkd>

Follow us



➤ <https://www.linkedin.com/company/niir-project-consultancy-services>



➤ <https://www.facebook.com/NIIR.ORG>



➤ <https://www.youtube.com/user/NIIRproject>



➤ https://twitter.com/npcs_in



➤ <https://www.pinterest.com/npcsindia/>

THANK YOU

For more information, visit us at:

www.niir.org

www.entrepreneurindia.co